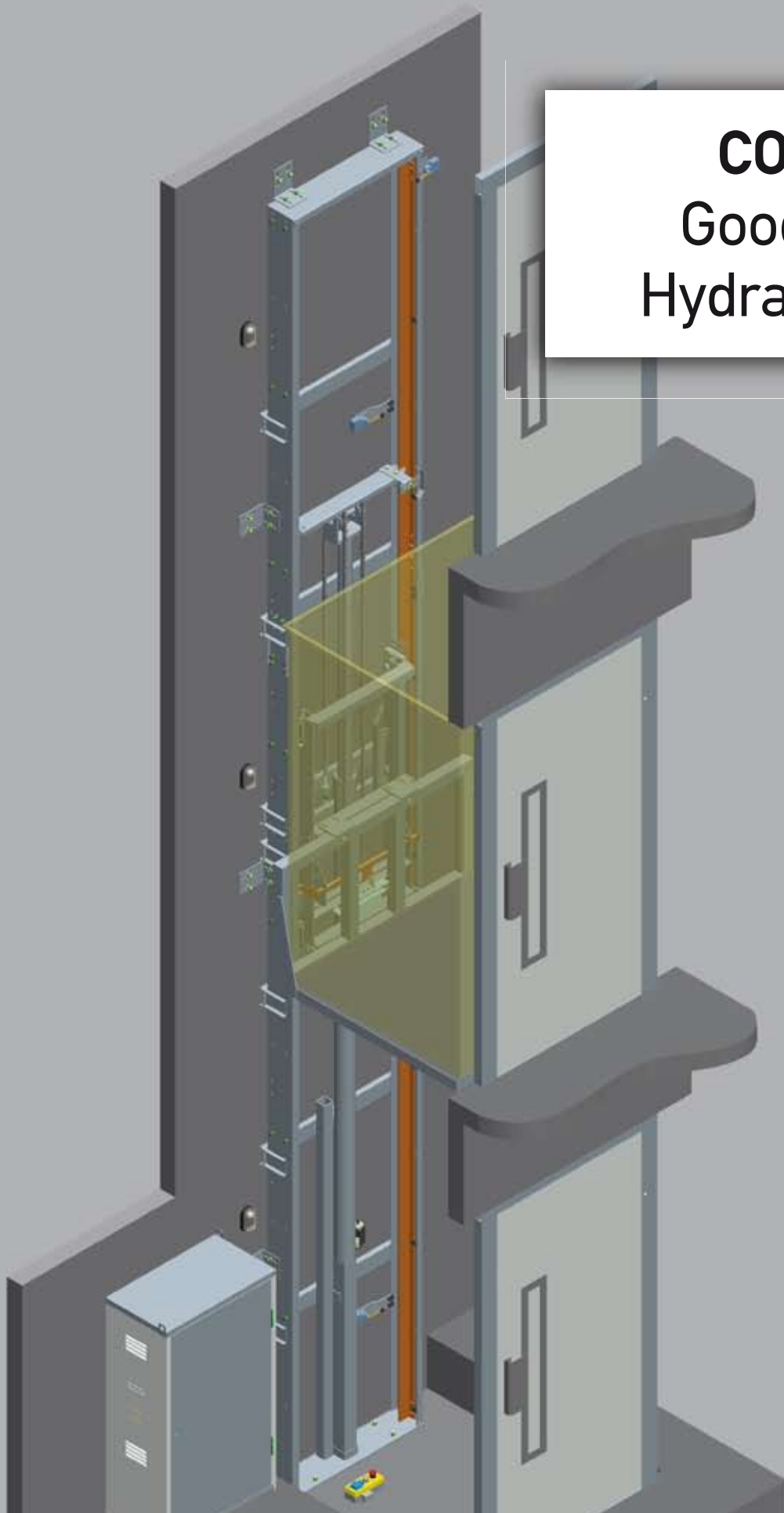



COMPACT Goods-Only Hydraulic Lift



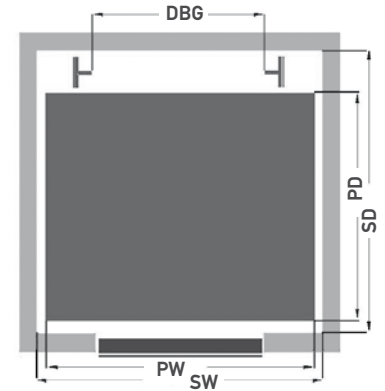
COMPACT Goods-Only Hydraulic Lift

COMPACT is the goods-only hydraulic lift for freights indented primarily for industrial facilities and warehouses. Reliability of performance, endurance to large freights and harsh work conditions and full compliance with legislation are characteristics that create the profile of a dependable working tool. The type of your COMPACT is set by your building and work requirements, since it adjusts to your standards by the flexibility of its production.



Features / Advantages

- Simplified design for long life
- Suspension 2:1 with maximum rated load up to 1500 kg
- Platform dimensions up to 2000 mm x 1600 mm
- Maximum travel height up to 11.5 m (max 3 landings)
- Maximum operating speed up to 0.15 m/s
- Safety devices: Instantaneous safety gear, Rupture valve
- Does not require separate machine room, a lockable cabinet is provided
- Type Examination Certificate according to Machinery Directive 98/37/EC
- Technical support and guarantee by KLEEMANN



Type	C450N	C650N	C1000N	CSG200N	CSG450N	CSG650N	CSG1000N	CSG1200N	CSG1500N			
	Trolley				Car sling							
Drive	Hydraulic (indirect roping)											
Max Rated load [kg]	350	450	650	1000	300	350	450	650	1000	1200	1500	
Min pit [mm]	220		220	220	430	450	450	460	380	380		
Min headroom [mm]	2200											
PW: Max Platform width [mm]	1250	1250	1400	1000	1250	1250	1400	1800	2000			
PD: Max Platform depth [mm]	1100	1100	1300	1000	1100	1100	1300	1500	1600			
SW: Shaft Width [mm]	1300	1300	1450	1050	1300	1300	1450	1850	2050			
SD: Shaft Depth [mm]	1445	1445	1655	1325	1445	1445	1675	1900	2000			
Max number of landings	4											
Max travel height [m]	7	10	9	9	11.5	7	10	9	9	9	10	
DBG: Distance Between Guides [mm]	702		702	818	454	702		702	818	946	1146	
Pump [lit/min]	8	13	13	15	8	13	8	13	13	15	27	36
Motor [kW]	1.8/230V - 2/400V		1.8/230V - 2/400V	2.5/230V - 2/400V	1.8/230V - 2/400V	1.8/230V - 2/400V	1.8/230V - 2/400V	1.8/230V - 2/400V	2.5/230V - 2/400V	3.5/230V - 3/400V	4.8/230V - 4.4/400V	
Landing doors	Hinged (semi-automatic)											

KL3-COMPACT-ENG 07/10