

Aritco 6000

- our most versatile home lift

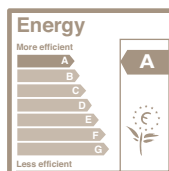
Aritco 6000

Choose among several different sizes, glass walls and colours. This is the choice for those of you who would like to customise the lift to your own liking.

Several advantages offered by Aritco 6000:

- Design, sizes and options created for a home environment
- Minimum interventions in the house
- Option for a "half-height door" on the top floor
- 'A' rated energy consumption according to VDI4707
- 95% recyclable materials
- Environmental classification by the Swedish Sunda Hus organization
- Patented screw/nut technology (no oil that can leak)
- The lowest maintenance and operating costs on the market

For more information please visit aritcohomelifts.com/6000



Aritco 6000

FLOOR

9 different floorings to choose from.



LIFT COLOUR

Can be painted in any RAL colour from the RAL Classic chart.

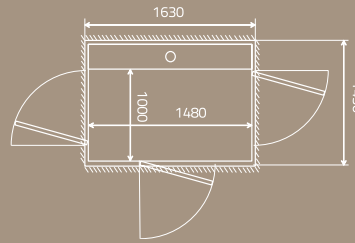
GLASS

4 different glass types to choose from.

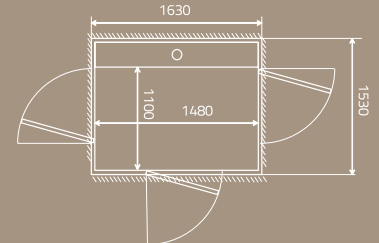


DOORS

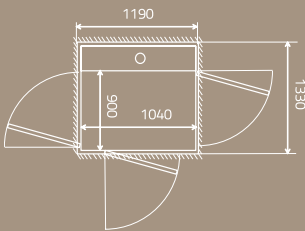
2 different door types to choose from.



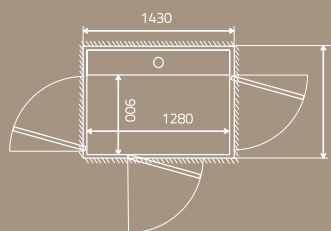
Size: 1000 x 1480 mm
Rated load:
410 kg / 5 persons



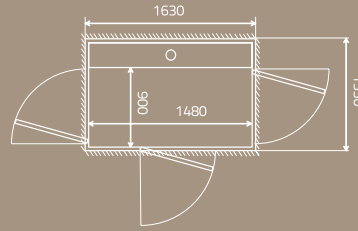
Size: 1100 x 1480 mm
Rated load:
410 kg / 5 persons



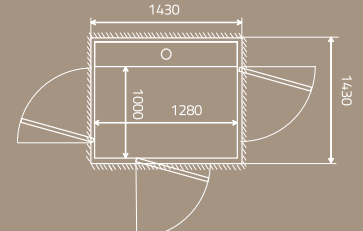
Size: 900 x 1040 mm
Rated load:
250 kg / 2 persons



Size: 900 x 1280 mm
Rated load:
410 kg / 5 persons









Size: 900 x 1480 mm
Rated load:
410 kg / 5 persons



Size: 1000 x 1280 mm
Rated load:
410 kg / 5 persons

Product summary

<p>TOP HEIGHT</p> <p>Minimum 2240 mm</p>	<p>TYPE OF LIFT</p> <p>Home lift intended for installation in private homes.</p>	<p></p> <p>RATED SPEED</p> <p>Max 0,15 m/s inside Europe Max 0,25 m/s outside Europe</p>	<p></p> <p>DRIVE SYSTEM</p> <p>Patented screw and nut system 2.2 kW motor</p>	<p>CONTROL FROM CARRIER CONTROL PANEL</p> <p>Hold to run - press and hold For installations outside Europe - One touch operation (press one time)</p>	<p>NUMBER OF FLOORS</p> <p></p> <p>2 to 6 floors</p>
<p></p> <p>INSTALLATION</p> <p>Recessed installation 50 mm below floor</p> <p>Installed directly on floor with 50 mm ramp</p> <p>Control voltage 24 V</p>	<p>INDOOR INSTALLATION ENVIRONMENT</p>	<p>TRAVEL HEIGHT</p> <p>250–13 000 millimeter</p>	<p></p> <p>WARRANTY</p> <p>Aritco 6000 comes with a 24 month warranty. The screw and nut assembly has a 10 year warranty.</p>	<p></p> <p>TECHNICAL COMPLIANCE</p> <p>European Machine directive 2006/42/EC European standard EN 81-41</p>	
<p><i>Emergency lowering: Battery-powered</i></p>					