



Aritco 7000

- our bestselling platform lift

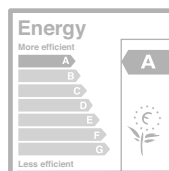
Aritco 7000

The lift is designed to meet all requirements for quality, safety and service life. It is a perfect fit for tough and demanding environments such as schools, shops and residential buildings.

Several advantages offered by Aritco 7000:

- Design, sizes and options tailored for public environments
- 'A' rated energy consumption according to VDI4707
- 95% recyclable materials
- Environmental classification by the Swedish Sunda Hus organization
- Patented screw/nut technology (no oil that can leak)
- The lowest maintenance and operating costs on the market

For more information please visit aritcoplatformlifts.com/7000



Aritco 7000

LIFT COLOUR

Can be painted in any RAL colour from the RAL Classic chart.

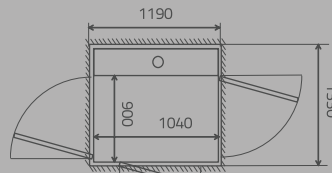

GLASS

4 different glass types to choose from.

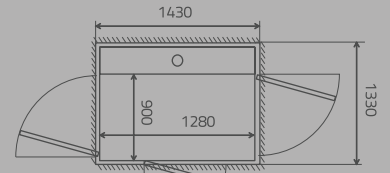


FLOOR

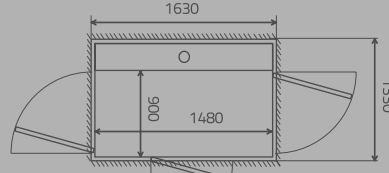
9 different floorings to choose from.



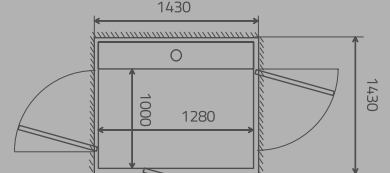
Size: 900 x 1040 mm
Rated load: 250 kg / 2 pers.
Wheelchair: -



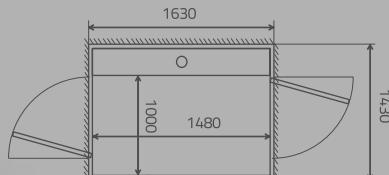
Size: 900 x 1280 mm
Rated load: 410 kg / 5 pers.
Wheelchair: Lone user or type A*



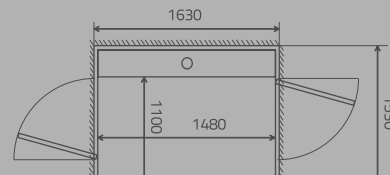
Size: 900 x 1480 mm
Rated load: 410, 500 kg / 5, 6 pers.
Wheelchair: A or B with attendant*



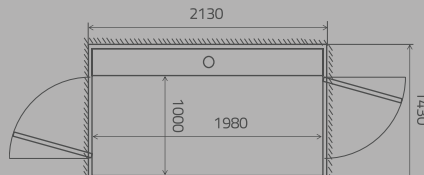
Size: 1000 x 1280 mm
Rated load: 410 kg / 5 pers.
Wheelchair: Lone user or type A*



Size: 1000 x 1480 mm
Rated load: 410, 500 kg / 5, 6 pers.
Wheelchair: A or B with attendant*



Size: 1100 x 1480 mm
Rated load: 410, 500 kg / 5, 6 pers.
Wheelchair: A or B with attendant, adjacent entry*



Size: 1000 x 1980 mm
Rated load: 500 kg / 6 pers.
Wheelchair: A or B with attendant*



Size: 1100 x 1580 mm
Rated load: 500 kg / 6 pers.
Wheelchair: A or B with attendant, adjacent entry*

* National guidelines may apply.
 Wheelchair Type A and B according to EN 12183/EN 12184.

Product summary

TOP HEIGHT

Minimum
2240 mm



INSTALLATION

Recessed installation
 50 mm below floor

Installed directly on floor with 50 mm ramp

Control voltage
 24 V

TYPE OF LIFT

Platform lift intended for installation in public environments.

INDOOR
 INSTALLATION ENVIRONMENT



RATED SPEED

Max
0,15 m/s

TRAVEL HEIGHT

250–13 000 millimeter



DRIVE SYSTEM

Patented screw and nut system
 2.2 kW motor

CONTROL FROM CARRIER CONTROL PANEL

Hold to run - press and hold
For installations outside Europe
 - One touch operation (press one time)



WARRANTY

Aritco 7000 comes with a 24 month warranty. The screw and nut assembly has a 10 year warranty.

NUMBER OF FLOORS



2 to 6 floors



TECHNICAL COMPLIANCE

European Machine directive 2006/42/EC
 European standard EN 81-41

Emergency lowering: Battery-powered